

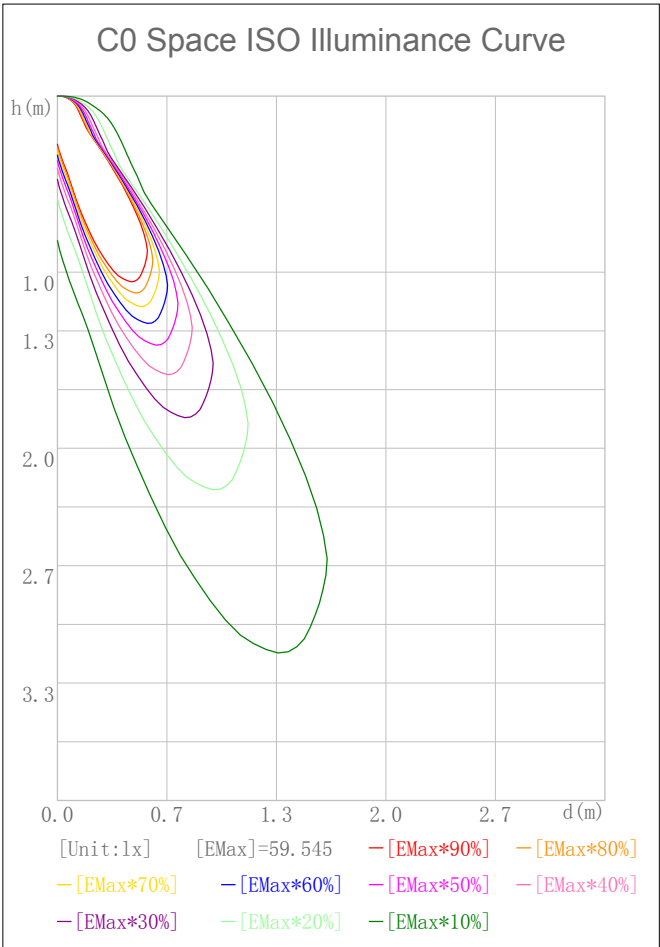
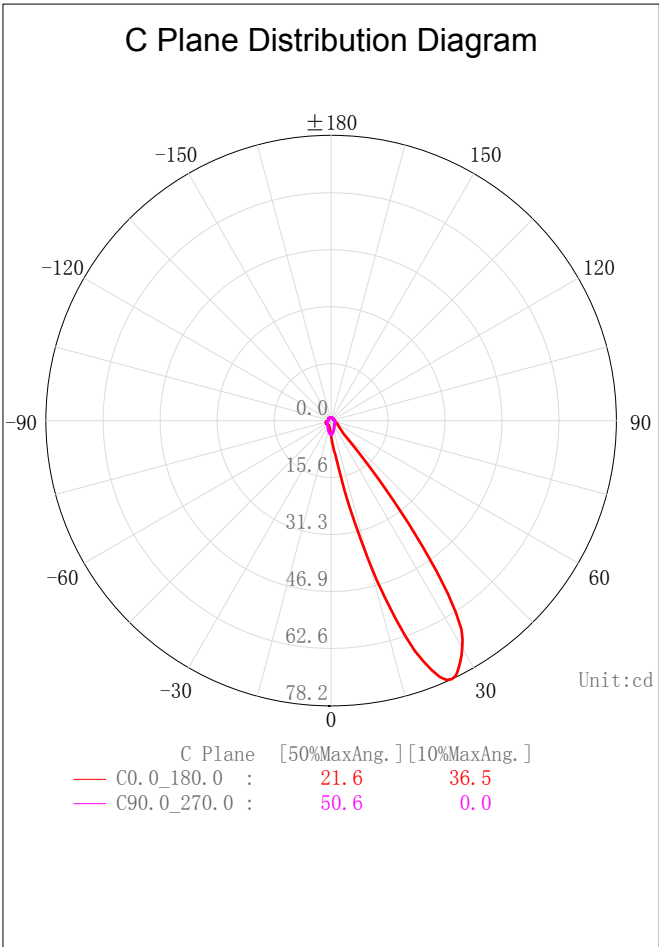
Indoor Luminaire Photometric Data

Description Information

Luminary Name: ST01-03-XX-01 3000K RA90		Lum. Catalog:	Test ID: 01
Lamp Name:		Lamp Catalog: LED	Test Date: 2020/06/13
Manufacture: Shenzhen Norming Lighting Co., Ltd		Shld.Ang(°):	Test Machine:GON-2000
Test Lab: Quality Department		Frequency (Hz):	Lamp CCT (K): Ra:
Lum. Size (W*L*H):0.050m*0.050m*0.072m		Lum. Area (m2):0.006	Lum. W (kg): 0.000
Test System: C, γ	Test Step: C=90.0 γ=1.0	Temp. (°C): 25	Humidity(%): 50.0

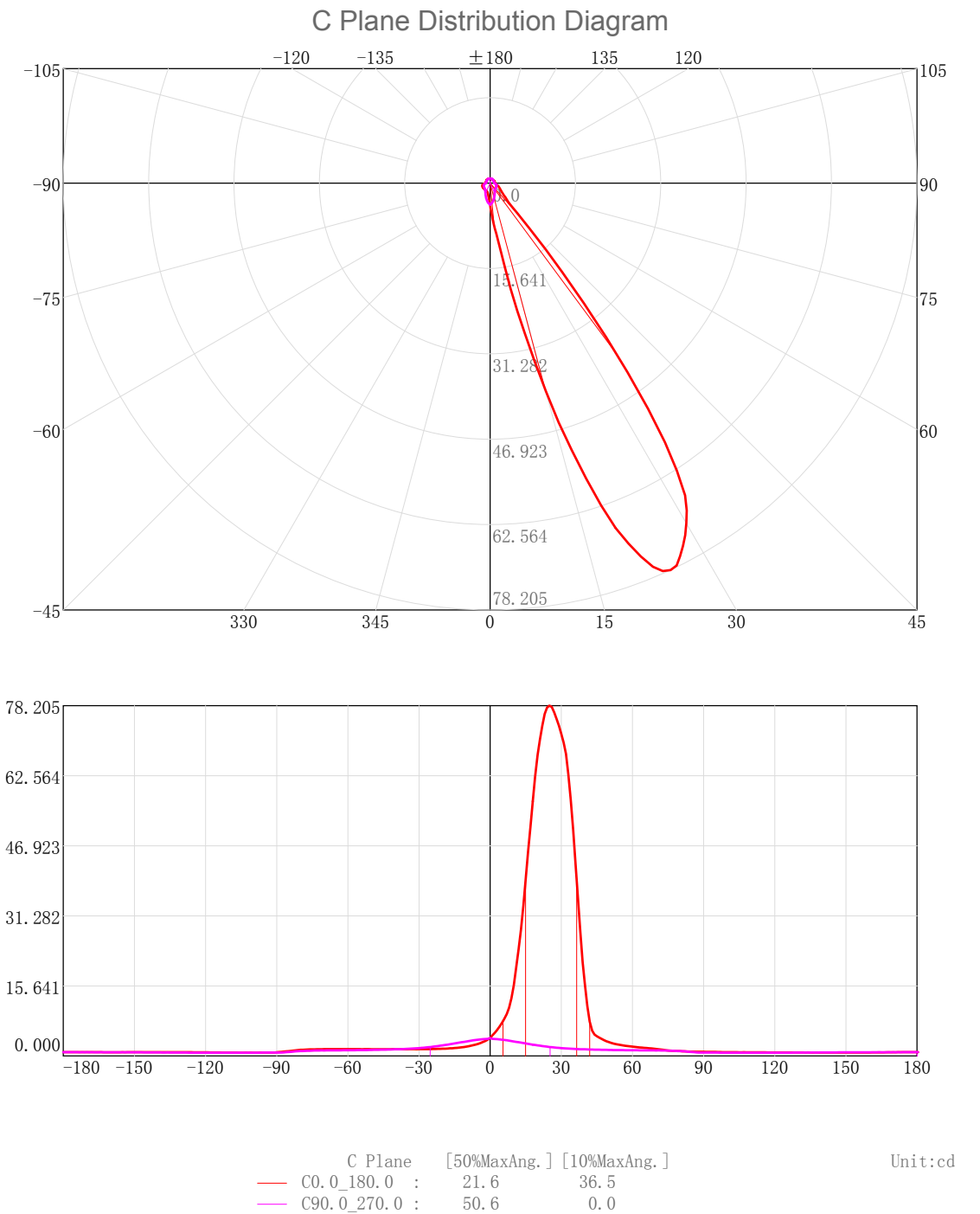
Character Parameter

Lamp Speciality Parameter		Luminaire Speciality Parameter	
Rated Flux(lm): 33.800	Luminary Flux(lm): 33.788	Field Angle(10%Imax): 36.5(°)	
Rated Power(W):	Luminary Efficiency: 99.96%	Down Lumens&Percent: 28.782lm 85.18%	
Rated Voltage(V):	Luminary EER(lm/W): 11.450	Up Lumens&Percent: 5.006lm 14.82%	
Tested Power(W): 2.951	Max. Candela(cd): 78.205	S/MH: C0_a180=1.124 C90_270=0.716	
Lamps' Inside: 1	Max Cand@Ang. (°): C=0.0 γ=25.0	CIE Type: General Diffuse	
Tested Electrics (V, A, pf):240.0, 0.015, 0.811	Beam Angle(50%Imax): 21.6(°)	ErP ϕ use(90°): 22.573lm	
Lamp Size(W*L*H):0.050m*0.050m*0.072m	Left=14.9°, Right=36.5°	IRF(%): 286.879	



2D Plane Light Intensity Distribution Curve

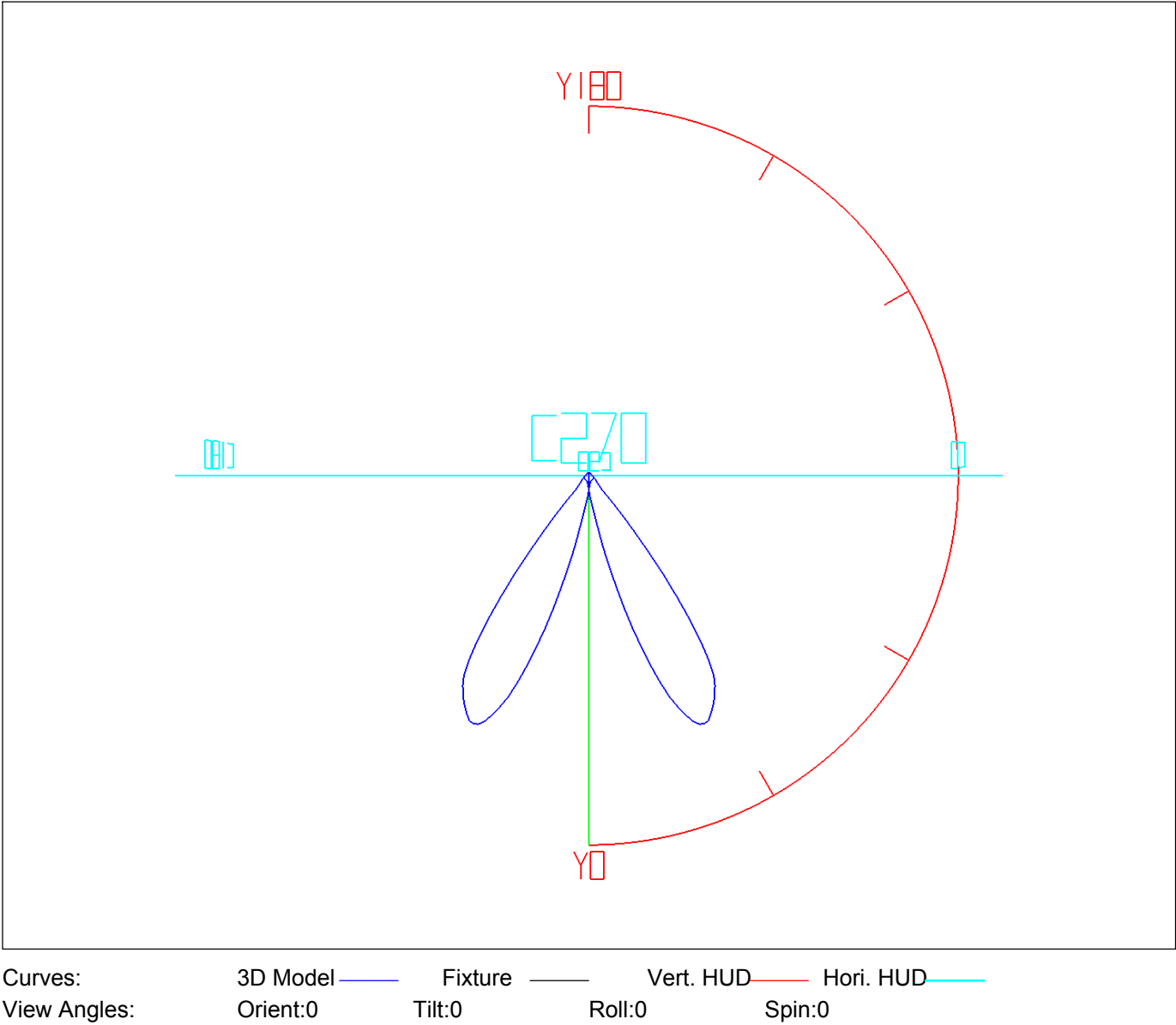
Lum. Name: ST01-03-XX-01 3000K RA90	Lum. Catalog:	Test ID: 01
Lamp Name:	Lamp Catalog: LED	Test Lab: Quality Department
Manufacture: Shenzhen Norming Lighting Co., Ltd	Test Machine:GON-2000	Test Date: 2020/06/13



3D Light Intensity Distribution Modal

Lum. Name: ST01-03-XX-01 3000K RA90	Lum. Catelog:	Test ID: 01
Lamp Name:	Lamp Catelog: LED	Test Lab: Quality Department
Manufacture: Shenzhen Norming Lighting Co., Ltd	Test Machine:GON-2000	Test Date: 2020/06/13

3D Light Intensity Distribution Modal



Zonal Flux Tabulation

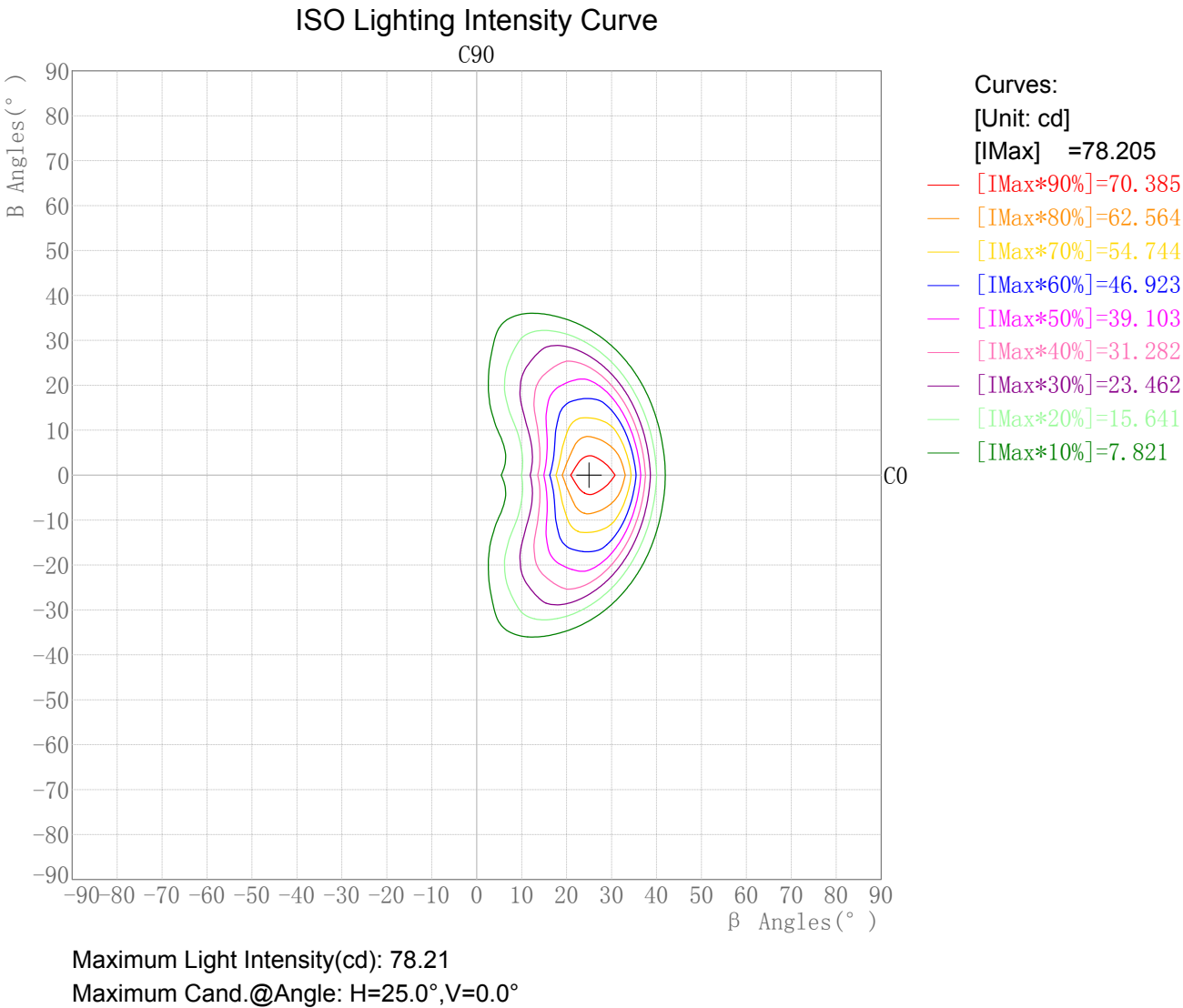
Zone(γ)	Zone Flux (lm)	Sums Flux (lm)	Zone%Lamp	Sums%Lamp	Zone(γ)	Zone Flux (lm)	Sums Flux (lm)	Zone%Lamp	Sums%Lamp
0.0-1.0	0.00	0.00	0.01	0.01	47.0-48.0	0.16	23.07	0.48	68.25
1.0-2.0	0.01	0.02	0.03	0.05	48.0-49.0	0.16	23.23	0.47	68.72
2.0-3.0	0.02	0.03	0.06	0.10	49.0-50.0	0.16	23.38	0.46	69.18
3.0-4.0	0.03	0.06	0.08	0.19	50.0-51.0	0.15	23.54	0.46	69.63
4.0-5.0	0.04	0.10	0.11	0.30	51.0-52.0	0.15	23.69	0.45	70.08
5.0-6.0	0.05	0.15	0.14	0.43	52.0-53.0	0.15	23.84	0.45	70.53
6.0-7.0	0.06	0.20	0.17	0.60	53.0-54.0	0.15	23.99	0.44	70.98
7.0-8.0	0.07	0.27	0.21	0.81	54.0-55.0	0.15	24.14	0.44	71.42
8.0-9.0	0.08	0.36	0.25	1.06	55.0-56.0	0.15	24.29	0.44	71.86
9.0-10.0	0.10	0.46	0.31	1.37	56.0-57.0	0.15	24.44	0.44	72.30
10.0-11.0	0.13	0.59	0.39	1.76	57.0-58.0	0.15	24.59	0.44	72.74
11.0-12.0	0.16	0.76	0.49	2.24	58.0-59.0	0.15	24.73	0.44	73.18
12.0-13.0	0.20	0.96	0.60	2.84	59.0-60.0	0.15	24.88	0.44	73.61
13.0-14.0	0.25	1.21	0.73	3.57	60.0-61.0	0.15	25.03	0.44	74.05
14.0-15.0	0.30	1.51	0.89	4.47	61.0-62.0	0.15	25.18	0.44	74.49
15.0-16.0	0.37	1.88	1.08	5.55	62.0-63.0	0.15	25.32	0.44	74.92
16.0-17.0	0.43	2.31	1.28	6.82	63.0-64.0	0.15	25.47	0.44	75.36
17.0-18.0	0.50	2.81	1.48	8.31	64.0-65.0	0.15	25.62	0.44	75.80
18.0-19.0	0.58	3.38	1.71	10.01	65.0-66.0	0.15	25.77	0.44	76.23
19.0-20.0	0.65	4.04	1.93	11.94	66.0-67.0	0.15	25.91	0.43	76.67
20.0-21.0	0.72	4.76	2.14	14.08	67.0-68.0	0.15	26.06	0.43	77.10
21.0-22.0	0.79	5.55	2.33	16.41	68.0-69.0	0.15	26.21	0.43	77.53
22.0-23.0	0.85	6.40	2.52	18.93	69.0-70.0	0.15	26.35	0.43	77.96
23.0-24.0	0.91	7.30	2.68	21.61	70.0-71.0	0.14	26.50	0.43	78.39
24.0-25.0	0.95	8.25	2.81	24.42	71.0-72.0	0.14	26.64	0.42	78.81
25.0-26.0	0.99	9.24	2.92	27.34	72.0-73.0	0.14	26.78	0.42	79.23
26.0-27.0	1.01	10.25	2.99	30.34	73.0-74.0	0.14	26.92	0.41	79.65
27.0-28.0	1.03	11.28	3.04	33.38	74.0-75.0	0.14	27.06	0.41	80.05
28.0-29.0	1.04	12.33	3.08	36.46	75.0-76.0	0.14	27.19	0.40	80.45
29.0-30.0	1.05	13.38	3.11	39.58	76.0-77.0	0.13	27.33	0.39	80.85
30.0-31.0	1.06	14.43	3.13	42.70	77.0-78.0	0.13	27.46	0.39	81.24
31.0-32.0	1.05	15.49	3.12	45.83	78.0-79.0	0.13	27.59	0.38	81.62
32.0-33.0	1.03	16.52	3.05	48.88	79.0-80.0	0.13	27.71	0.38	82.00
33.0-34.0	0.98	17.50	2.90	51.78	80.0-81.0	0.12	27.84	0.37	82.37
34.0-35.0	0.91	18.41	2.69	54.47	81.0-82.0	0.12	27.96	0.36	82.72
35.0-36.0	0.82	19.23	2.42	56.89	82.0-83.0	0.12	28.08	0.35	83.07
36.0-37.0	0.71	19.94	2.11	59.00	83.0-84.0	0.11	28.19	0.33	83.40
37.0-38.0	0.60	20.55	1.79	60.79	84.0-85.0	0.11	28.30	0.32	83.72
38.0-39.0	0.50	21.04	1.46	62.25	85.0-86.0	0.10	28.40	0.31	84.03
39.0-40.0	0.40	21.44	1.18	63.44	86.0-87.0	0.10	28.50	0.29	84.32
40.0-41.0	0.32	21.76	0.95	64.39	87.0-88.0	0.10	28.60	0.28	84.61
41.0-42.0	0.25	22.01	0.75	65.13	88.0-89.0	0.09	28.69	0.28	84.88
42.0-43.0	0.21	22.22	0.61	65.74	89.0-90.0	0.09	28.78	0.27	85.15
43.0-44.0	0.18	22.40	0.54	66.28	90.0-91.0	0.09	28.87	0.27	85.42
44.0-45.0	0.17	22.57	0.51	66.79	91.0-92.0	0.09	28.96	0.26	85.68
45.0-46.0	0.17	22.74	0.50	67.28	92.0-93.0	0.09	29.05	0.26	85.94
46.0-47.0	0.17	22.91	0.49	67.77	93.0-94.0	0.09	29.14	0.26	86.20

Zonal Flux Tabulation - (Cont.)

Zone(γ)	Zone Flux (lm)	Sums Flux (lm)	Zone%Lamp	Sums%Lamp	Zone(γ)	Zone Flux (lm)	Sums Flux (lm)	Zone%Lamp	Sums%Lamp
94.0-95.0	0.09	29.22	0.26	86.46	141.0-142.0	0.06	32.69	0.16	96.70
95.0-96.0	0.09	29.31	0.26	86.72	142.0-143.0	0.05	32.74	0.16	96.86
96.0-97.0	0.09	29.40	0.26	86.97	143.0-144.0	0.05	32.79	0.16	97.02
97.0-98.0	0.09	29.48	0.25	87.23	144.0-145.0	0.05	32.84	0.15	97.17
98.0-99.0	0.09	29.57	0.25	87.48	145.0-146.0	0.05	32.90	0.15	97.32
99.0-100.0	0.08	29.65	0.25	87.73	146.0-147.0	0.05	32.95	0.15	97.47
100.0-101.0	0.08	29.74	0.25	87.98	147.0-148.0	0.05	32.99	0.14	97.61
101.0-102.0	0.08	29.82	0.25	88.22	148.0-149.0	0.05	33.04	0.14	97.75
102.0-103.0	0.08	29.90	0.25	88.47	149.0-150.0	0.05	33.09	0.13	97.89
103.0-104.0	0.08	29.99	0.25	88.72	150.0-151.0	0.04	33.13	0.13	98.02
104.0-105.0	0.08	30.07	0.24	88.96	151.0-152.0	0.04	33.17	0.13	98.15
105.0-106.0	0.08	30.15	0.24	89.20	152.0-153.0	0.04	33.22	0.12	98.27
106.0-107.0	0.08	30.23	0.24	89.44	153.0-154.0	0.04	33.26	0.12	98.39
107.0-108.0	0.08	30.31	0.24	89.68	154.0-155.0	0.04	33.29	0.12	98.50
108.0-109.0	0.08	30.39	0.24	89.92	155.0-156.0	0.04	33.33	0.11	98.62
109.0-110.0	0.08	30.47	0.24	90.16	156.0-157.0	0.04	33.37	0.11	98.72
110.0-111.0	0.08	30.55	0.23	90.39	157.0-158.0	0.03	33.40	0.10	98.82
111.0-112.0	0.08	30.63	0.23	90.62	158.0-159.0	0.03	33.44	0.10	98.92
112.0-113.0	0.08	30.71	0.23	90.85	159.0-160.0	0.03	33.47	0.09	99.02
113.0-114.0	0.08	30.79	0.23	91.08	160.0-161.0	0.03	33.50	0.09	99.11
114.0-115.0	0.08	30.86	0.23	91.31	161.0-162.0	0.03	33.53	0.09	99.19
115.0-116.0	0.08	30.94	0.23	91.54	162.0-163.0	0.03	33.55	0.08	99.27
116.0-117.0	0.08	31.02	0.23	91.77	163.0-164.0	0.03	33.58	0.08	99.35
117.0-118.0	0.08	31.09	0.22	91.99	164.0-165.0	0.02	33.61	0.07	99.42
118.0-119.0	0.08	31.17	0.22	92.21	165.0-166.0	0.02	33.63	0.07	99.49
119.0-120.0	0.07	31.24	0.22	92.43	166.0-167.0	0.02	33.65	0.06	99.56
120.0-121.0	0.07	31.32	0.22	92.65	167.0-168.0	0.02	33.67	0.06	99.62
121.0-122.0	0.07	31.39	0.22	92.87	168.0-169.0	0.02	33.69	0.05	99.67
122.0-123.0	0.07	31.46	0.22	93.08	169.0-170.0	0.02	33.71	0.05	99.72
123.0-124.0	0.07	31.53	0.21	93.30	170.0-171.0	0.02	33.72	0.05	99.77
124.0-125.0	0.07	31.61	0.21	93.51	171.0-172.0	0.01	33.73	0.04	99.81
125.0-126.0	0.07	31.68	0.21	93.71	172.0-173.0	0.01	33.75	0.04	99.84
126.0-127.0	0.07	31.75	0.21	93.92	173.0-174.0	0.01	33.76	0.03	99.88
127.0-128.0	0.07	31.81	0.20	94.12	174.0-175.0	0.01	33.77	0.03	99.90
128.0-129.0	0.07	31.88	0.20	94.33	175.0-176.0	0.01	33.77	0.02	99.92
129.0-130.0	0.07	31.95	0.20	94.53	176.0-177.0	0.01	33.78	0.02	99.94
130.0-131.0	0.07	32.02	0.20	94.72	177.0-178.0	0.00	33.78	0.01	99.95
131.0-132.0	0.07	32.08	0.19	94.92	178.0-179.0	0.00	33.79	0.01	99.96
132.0-133.0	0.06	32.15	0.19	95.11	179.0-180.0	0.00	33.79	0.00	99.96
133.0-134.0	0.06	32.21	0.19	95.30					
134.0-135.0	0.06	32.27	0.19	95.48					
135.0-136.0	0.06	32.34	0.18	95.67					
136.0-137.0	0.06	32.40	0.18	95.85					
137.0-138.0	0.06	32.46	0.18	96.02					
138.0-139.0	0.06	32.51	0.17	96.20					
139.0-140.0	0.06	32.57	0.17	96.37					
140.0-141.0	0.06	32.63	0.17	96.54					

Rectangle ISO Lighting Intensity Diagram

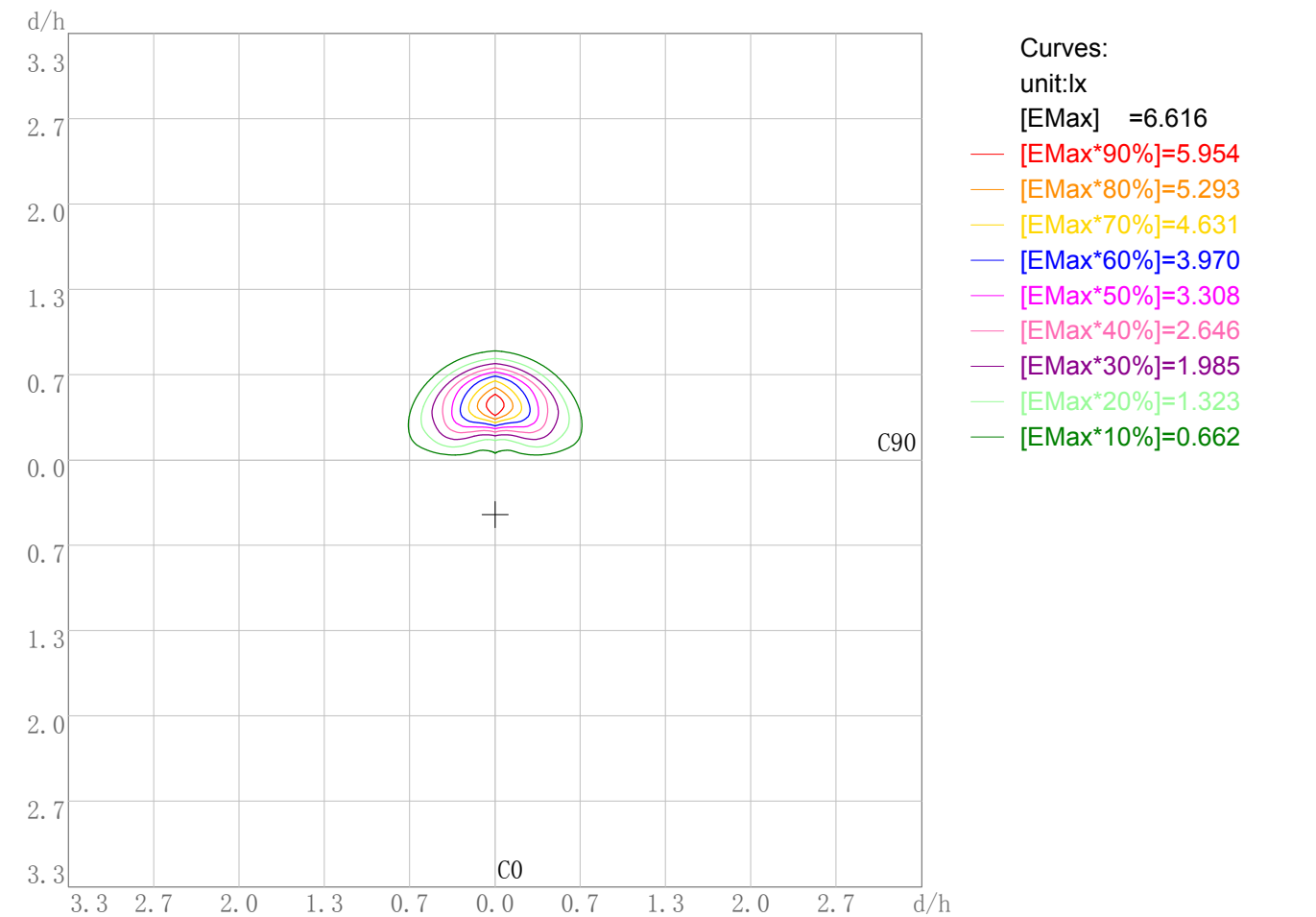
Lum. Name: ST01-03-XX-01 3000K RA90	Lum. Catalog:	Test ID: 01
Lamp Name:	Lamp Catalog: LED	Test Lab: Quality Department
Manufacture: Shenzhen Norming Lighting Co., Ltd	Test Machine:GON-2000	Test Date: 2020/06/13



Plane ISO-Illuminance Diagram

Lum. Name:ST01-03-XX-01 3000K RA90	Lum. Catalog:	Test ID: 01
Lamp Name:	Lamp Catalog: LED	Test Lab: Quality Department
Manufacture: Shenzhen Norming Lighting Co., Ltd	Test Machine:GON-2000	Test Date: 2020/06/13

Plane ISO-Illuminance Curve



Working Plane Luminaire Mounting Height(m): 3.00
Working Plane Maximum Illuminance(lx): 6.62
Working Plane Maximum Illuminance Position(d/h):H0.0 V0.4

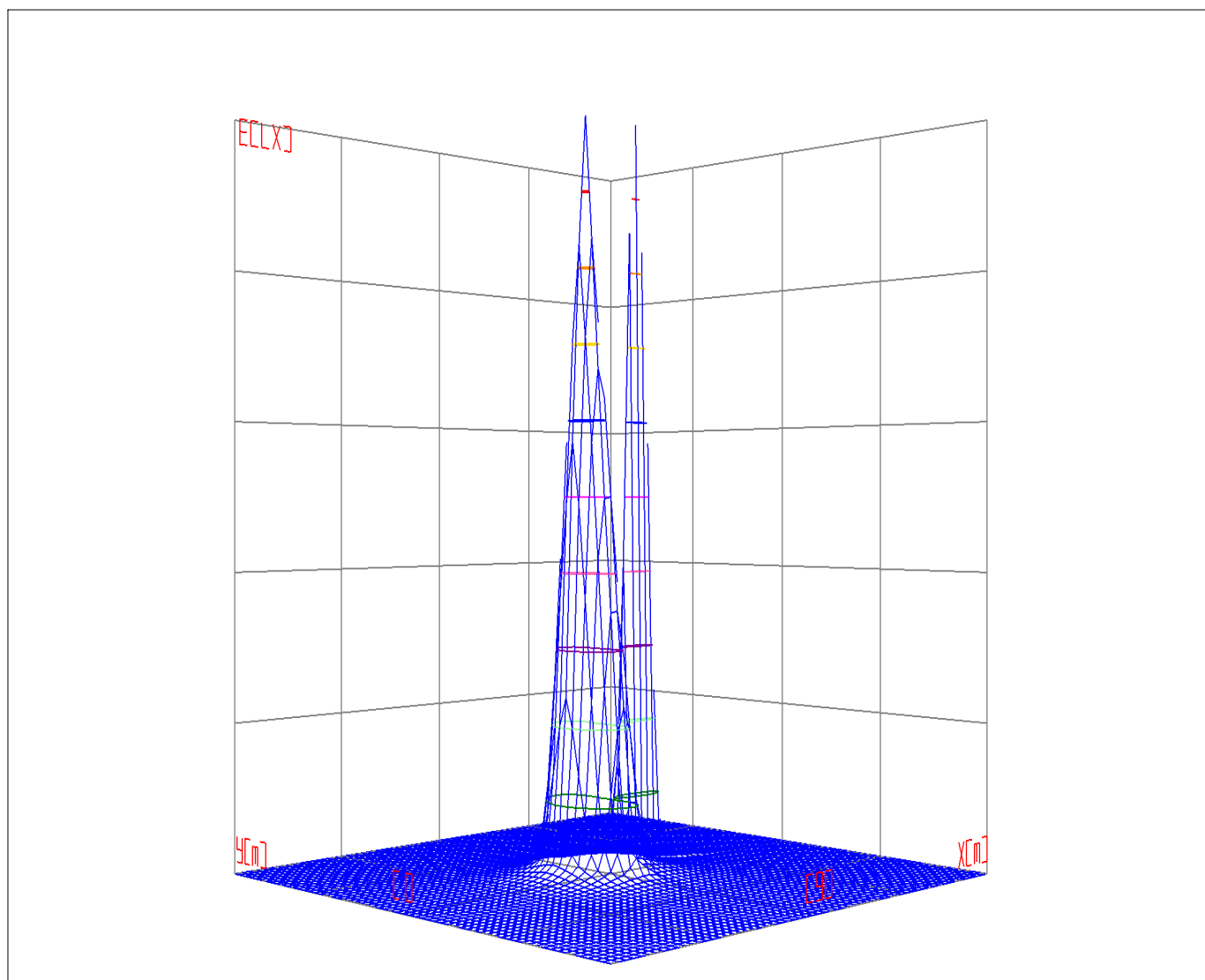
IES Indoor Report

Photometric Filename:ST02-03-XX-01 3000K RA90.IES

3D Plane ISO Illuminance Diagram

Lum. Name: ST01-03-XX-01 3000K RA90	Lum. Catalog:	Test ID: 01
Lamp Name:	Lamp Catalog: LED	Test Lab: Quality Department
Manufacture: Shenzhen Norming Lighting Co., Ltd	Test Machine:GON-2000	Test Date: 2020/06/13

3D Plane Illuminance Modal

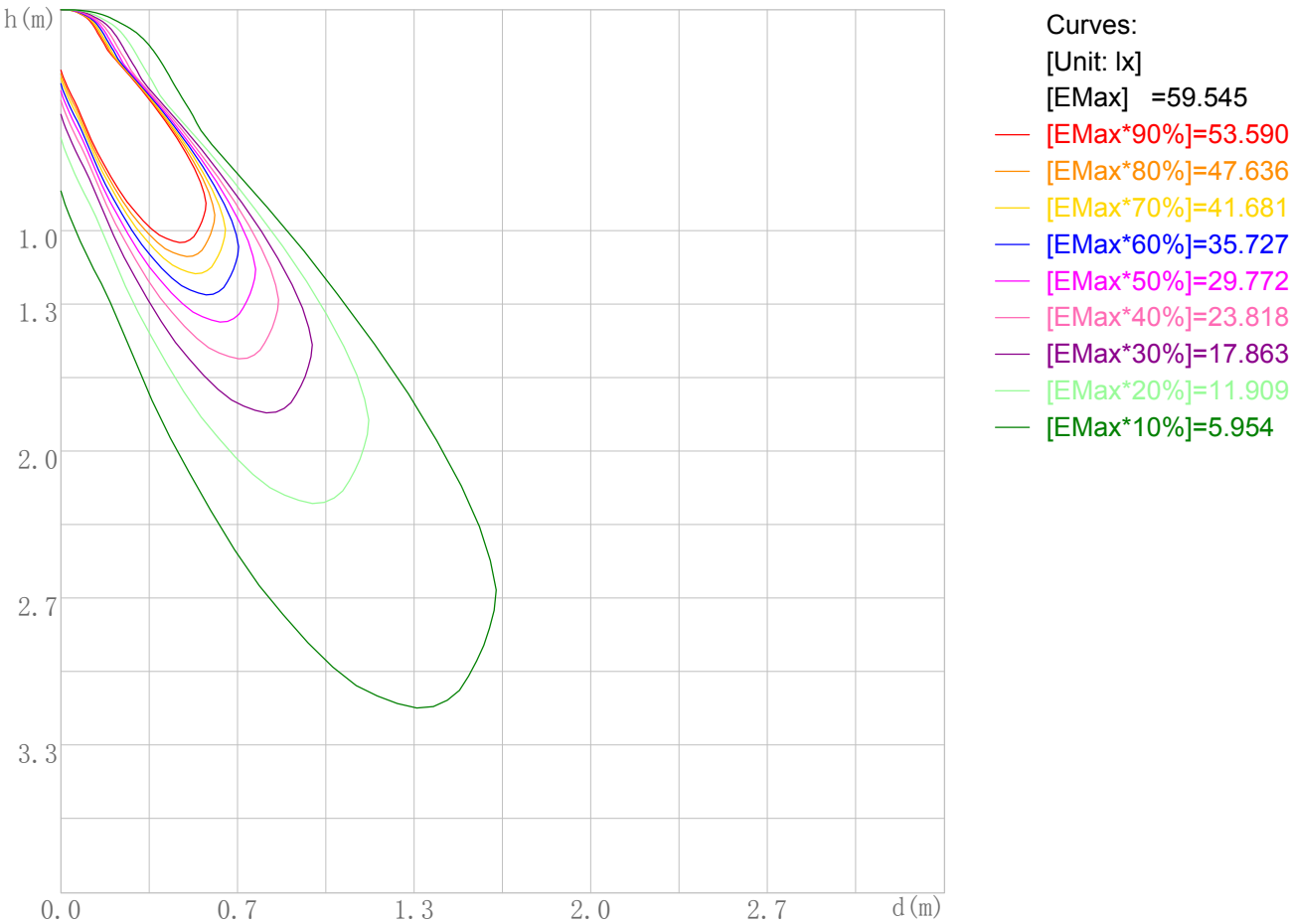


Curves: 3D Model — 90% — 80% — 70% — 60% — 50% — 40% — 30% — 20% — 10% —
View Angles(deg): 0 Height(m): 3.0 Distance(m): 10.0

Space ISO Illuminance Diagram

Lum. Name:ST01-03-XX-01 3000K RA90	Lum. Catelog:	Test ID: 01
Lamp Name:	Lamp Catelog: LED	Test Lab: Quality Department
Manufacture: Shenzhen Norming Lighting Co., Ltd	Test Machine:GON-2000	Test Date: 2020/06/13

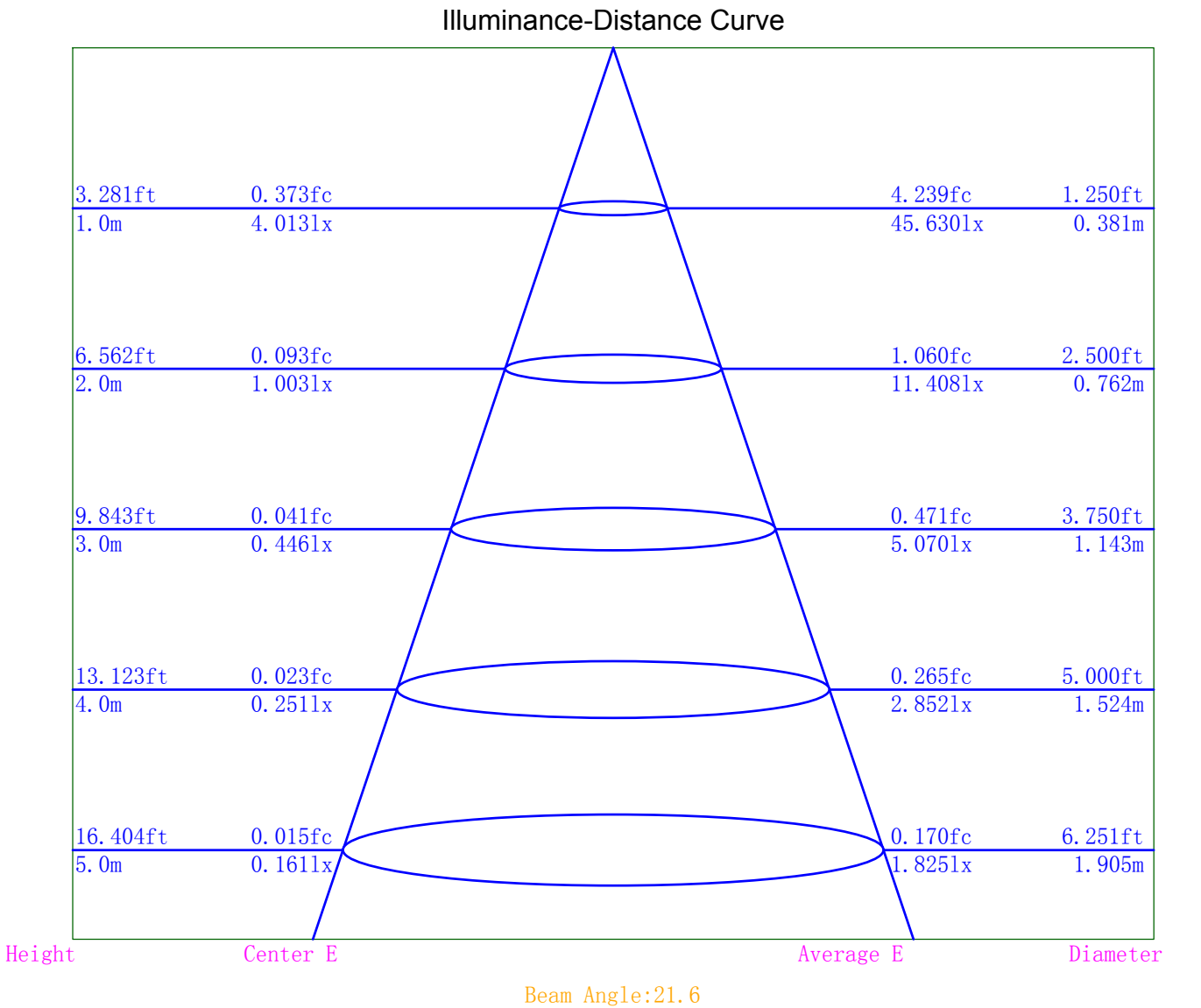
Space ISO Illuminance Curve



Space Plane Maximum Illuminance and @Angle:59.54lx,23.0deg
Plane Maximum Lighting Intensity and @Angle:78.205cd,0deg

Illuminance-Distance Diagram

Lum. Name:ST01-03-XX-01 3000K RA90	Lum. Catelog:	Test ID:01
Lamp Name:	Lamp Catelog:LED	Test Lab:Quality Department
Manufacture:Shenzhen Norming Lighting Co., Ltd	Test Machine:GON-2000	Test Date:2020/06/13



Indoor Luminance Limiting Curves

Lum. Name: ST01-03-XX-01 3000K RA90	Lum. Catalog:	Test ID: 01
Lamp Name:	Lamp Catalog: LED	Test Lab: Quality Department
Manufacture: Shenzhen Norming Lighting Co., Ltd	Test Machine:GON-2000	Test Date: 2020/06/13

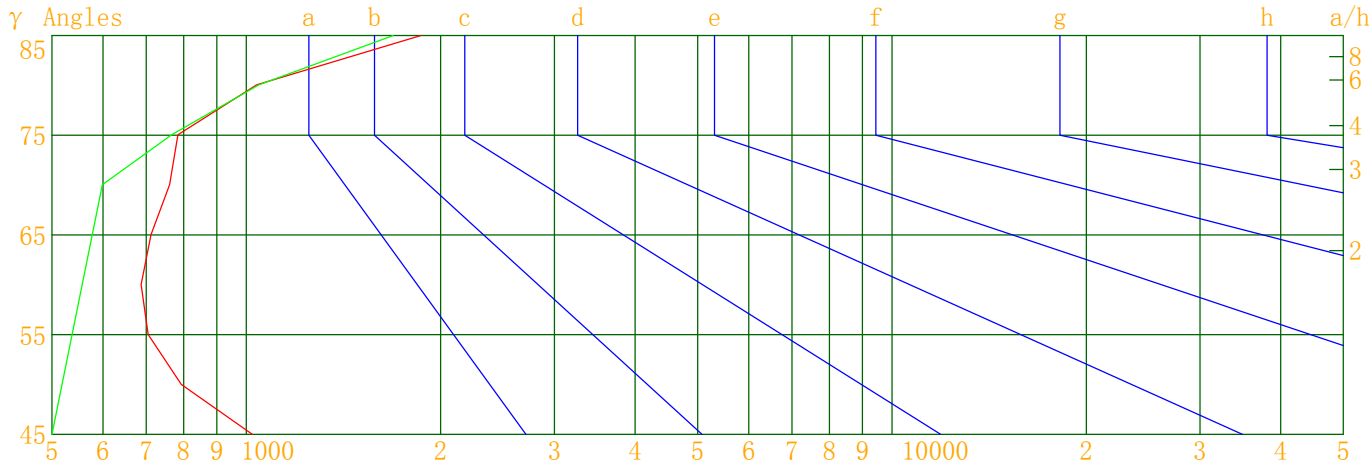
Glare Grade Table

GI	Quality	Using Illuminance							
1.15	A	2000	1000	500	<=300				
1.5	B		2000	1000	500	<=300			
1.85	C			2000	1000	500	<=300		
2.2	D				2000	1000	500	<=300	
2.55	E	a				2000	1000	500	<=300
			b	c	d	e	f	g	h

Luminance Table

Gama(deg)	45	50	55	60	65	70	75	80	85
C0	1022	793	705	687	712	761	784	1038	1864
C90	328	348	377	426	495	599	766	1046	1689

Luminance Limiting Curve



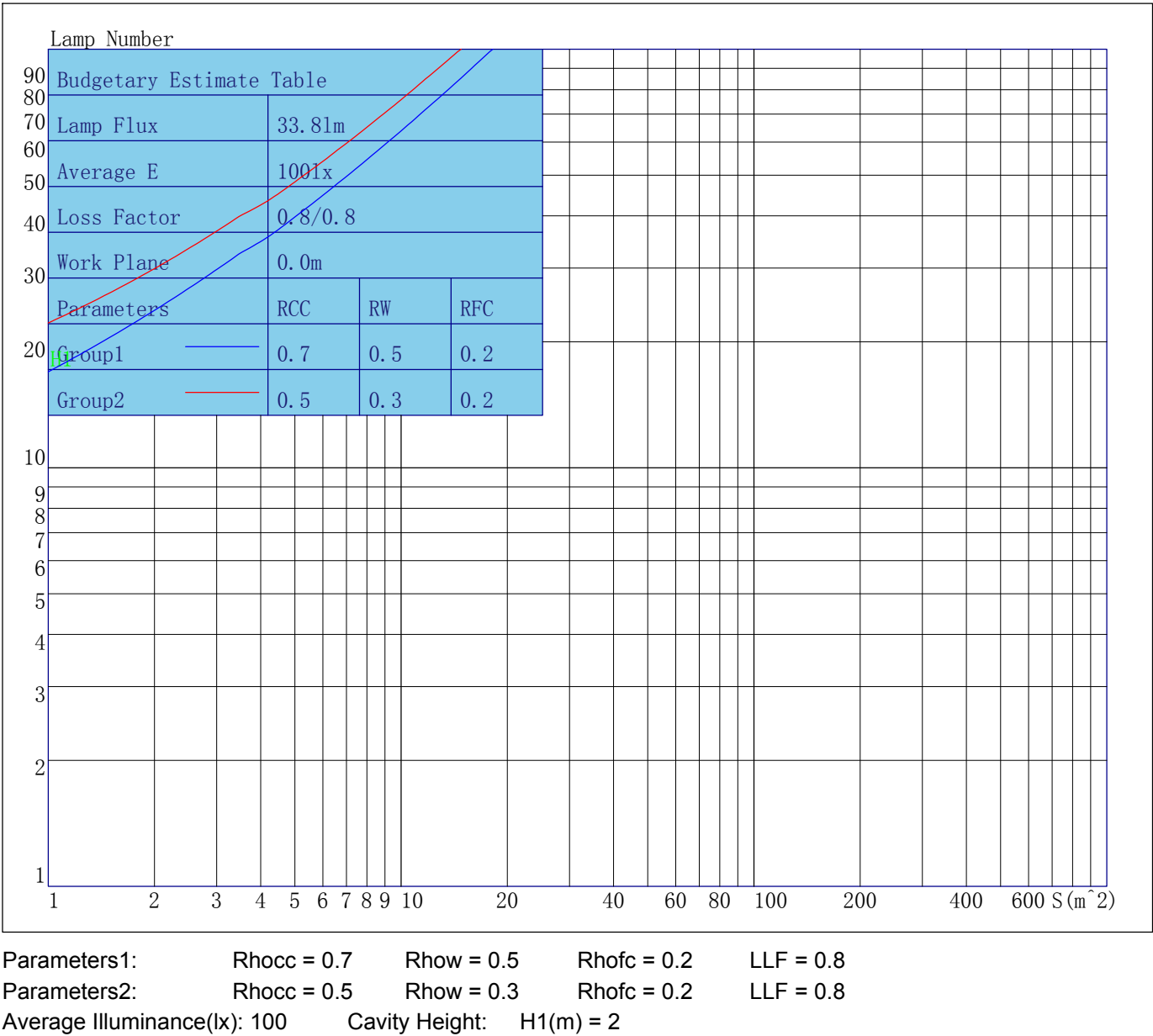
Luminous Size: Length(m)=0.050 Width(m)=0.050 Height(m)=0.072 Area(m^2)=0.006100

Luminous Type: Without Luminous Side

Luminous Curves: C0-C180 Color: C90-C270 Color:

Indoor Budgetary Estimate Table

Lum. Name: ST01-03-XX-01 3000K RA90	Lum. Catalog:	Test ID: 01
Lamp Name:	Lamp Catalog: LED	Test Lab: Quality Department
Manufacture: Shenzhen Norming Lighting Co., Ltd	Test Machine:GON-2000	Test Date: 2020/06/13



Indoor Coefficient of Utilization Table

Lum. Name: ST01-03-XX-01 3000K RA90	Lum. Catelog:	Test ID: 01
Lamp Name:	Lamp Catelog: LED	Test Lab: Quality Department
Manufacture: Shenzhen Norming Lighting Co., Ltd	Test Machine:GON-2000	Test Date: 2020/06/13

Coefficients of Utilization - Zonal Cavity Method																		
Coef.	Effective Floor Cavity Reflectance RFC=0.20																	
RhoCC (%)	80				70				50			30			10			0
RhoW (%)	70	50	30	10	70	50	30	10	50	30	10	50	30	10	50	30	10	0
RCR	Coefficient of Utilization(%)																	
0	115	115	115	115	111	111	111	111	103	103	103	95	95	95	88	88	88	85
1	106	102	98	95	102	98	95	92	92	89	86	85	83	81	79	78	76	73
2	98	91	86	81	95	88	83	79	82	78	75	77	74	71	72	69	67	64
3	91	82	75	70	88	80	73	68	75	70	65	70	66	62	66	63	60	57
4	85	75	67	61	82	72	66	60	68	62	58	64	59	56	61	57	53	51
5	79	68	60	55	76	66	59	54	62	56	52	59	54	50	56	52	48	46
6	74	62	54	49	71	60	53	48	57	51	46	54	49	45	52	47	44	41
7	69	57	49	44	66	55	48	43	53	47	42	50	45	41	48	43	40	38
8	64	52	45	40	62	51	44	39	49	43	38	46	41	37	44	40	36	34
9	60	48	41	36	58	47	40	36	45	39	35	43	38	34	41	36	33	31
10	57	45	38	33	55	44	37	32	42	36	32	40	35	31	38	34	30	28

Unified Glare Rating Table

Lum. Name: ST01-03-XX-01 3000K RA90	Lum. Catelog:	Test ID: 01
Lamp Name:	Lamp Catelog: LED	Test Lab: Quality Department
Manufacture: Shenzhen Norming Lighting Co., Ltd	Test Machine:GON-2000	Test Date: 2020/06/13

Unified Glare Rating Table

Ceiling RCC	0.70	0.70	0.50	0.50	0.30	0.70	0.70	0.50	0.50	0.30
Wall RW	0.50	0.30	0.50	0.30	0.30	0.50	0.30	0.50	0.30	0.30
Floor RFC	0.20	0.20	0.20	0.20	0.20	0.20	0.20	0.20	0.20	0.20
Room Size	Vewed crosswise					Vewed endwise				
X=2H Y=2H	14.3	15.3	14.9	15.9	16.6	6.4	7.4	7.0	8.0	8.7
	14.5	15.5	15.2	16.1	16.8	8.3	9.3	9.0	9.9	10.6
	14.8	15.6	15.4	16.3	17.0	9.7	10.6	10.3	11.2	11.9
	15.1	15.9	15.7	16.5	17.3	11.2	12.0	11.8	12.6	13.3
	15.3	16.1	16.0	16.8	17.5	12.0	12.7	12.6	13.4	14.1
	15.7	16.4	16.4	17.1	17.8	12.8	13.5	13.5	14.2	14.9
X=4H Y=2H	14.1	15.0	14.8	15.7	16.4	7.1	8.0	7.8	8.6	9.4
	14.6	15.3	15.2	16.0	16.7	9.5	10.2	10.1	10.9	11.6
	14.9	15.6	15.6	16.3	17.0	11.0	11.7	11.6	12.3	13.1
	15.5	16.1	16.2	16.8	17.6	12.7	13.3	13.4	14.0	14.7
	15.9	16.4	16.6	17.1	17.9	13.6	14.1	14.3	14.8	15.6
	16.4	16.9	17.1	17.6	18.4	14.5	15.0	15.2	15.7	16.5
X=8H Y=4H	15.0	15.6	15.7	16.3	17.1	11.7	12.2	12.4	12.9	13.7
	15.8	16.3	16.5	17.0	17.9	13.6	14.1	14.4	14.8	15.7
	16.4	16.8	17.1	17.6	18.4	14.7	15.1	15.4	15.9	16.7
	17.2	17.6	17.9	18.3	19.2	15.8	16.2	16.6	16.9	17.8
X=12H Y=4H	15.1	15.6	15.8	16.3	17.1	11.9	12.4	12.6	13.1	13.9
	15.9	16.3	16.7	17.1	17.9	13.9	14.3	14.7	15.0	15.9
	16.6	17.0	17.3	17.7	18.6	15.1	15.5	15.8	16.2	17.1
Variations with the objerver position at spacings										
S=1.0H	0.0/-0.0					0.1/-0.1				
S=1.5H	0.2/-0.2					0.1/-0.2				
S=2.0H	0.1/-0.2					0.1/-0.2				
Reduced UGR Table:										
Nordic Standard Table:	BK0					BK0				
Correction Value	2.1					5.5				

o the CIE Pub.117, data has been corrected, refers to the lamp's lumens 8.2flm.

Candela Tabulation

V/H	C0.0	C90.0	C180.0
γ 0.0	4.01	4.01	4.01
γ 1.0	4.63	3.84	3.67
γ 2.0	5.20	3.81	3.38
γ 3.0	5.84	3.78	3.14
γ 4.0	6.60	3.72	2.91
γ 5.0	7.41	3.65	2.73
γ 6.0	8.36	3.60	2.56
γ 7.0	9.36	3.53	2.43
γ 8.0	10.79	3.43	2.31
γ 9.0	12.93	3.34	2.19
γ 10.0	15.80	3.26	2.09
γ 11.0	19.73	3.17	2.01
γ 12.0	23.92	3.09	1.95
γ 13.0	28.27	2.99	1.88
γ 14.0	33.54	2.90	1.83
γ 15.0	39.55	2.81	1.78
γ 16.0	45.60	2.72	1.75
γ 17.0	51.05	2.63	1.72
γ 18.0	56.86	2.54	1.68
γ 19.0	62.40	2.46	1.65
γ 20.0	67.23	2.38	1.63
γ 21.0	70.69	2.30	1.61
γ 22.0	73.75	2.23	1.60
γ 23.0	76.34	2.16	1.59
γ 24.0	77.78	2.09	1.57
γ 25.0	78.21	2.02	1.56
γ 26.0	77.92	1.97	1.56
γ 27.0	76.68	1.91	1.55
γ 28.0	75.25	1.87	1.55
γ 29.0	73.73	1.81	1.53
γ 30.0	71.90	1.77	1.53
γ 31.0	69.95	1.73	1.53
γ 32.0	67.41	1.69	1.53
γ 33.0	62.82	1.66	1.53
γ 34.0	57.28	1.64	1.53
γ 35.0	50.40	1.61	1.53
γ 36.0	42.81	1.57	1.52
γ 37.0	35.37	1.56	1.53
γ 38.0	27.91	1.53	1.52
γ 39.0	20.99	1.51	1.51
γ 40.0	15.81	1.50	1.52
γ 41.0	11.14	1.48	1.53
γ 42.0	7.69	1.46	1.52
γ 43.0	5.67	1.44	1.52
γ 44.0	4.78	1.43	1.52
γ 45.0	4.41	1.41	1.52
γ 46.0	4.12	1.41	1.52

Candela Tabulation - (Cont.)

V/H	C0.0	C90.0	C180.0
γ 47.0	3.84	1.40	1.52
γ 48.0	3.55	1.38	1.52
γ 49.0	3.31	1.38	1.52
γ 50.0	3.11	1.36	1.52
γ 51.0	2.94	1.36	1.53
γ 52.0	2.79	1.34	1.53
γ 53.0	2.67	1.34	1.53
γ 54.0	2.57	1.33	1.52
γ 55.0	2.47	1.32	1.53
γ 56.0	2.38	1.32	1.54
γ 57.0	2.30	1.31	1.53
γ 58.0	2.23	1.31	1.55
γ 59.0	2.15	1.30	1.54
γ 60.0	2.10	1.30	1.54
γ 61.0	2.03	1.29	1.54
γ 62.0	1.98	1.29	1.55
γ 63.0	1.92	1.28	1.54
γ 64.0	1.88	1.28	1.55
γ 65.0	1.84	1.27	1.55
γ 66.0	1.78	1.26	1.55
γ 67.0	1.74	1.27	1.55
γ 68.0	1.69	1.26	1.54
γ 69.0	1.63	1.25	1.53
γ 70.0	1.59	1.25	1.53
γ 71.0	1.53	1.25	1.53
γ 72.0	1.46	1.25	1.51
γ 73.0	1.38	1.24	1.52
γ 74.0	1.31	1.23	1.50
γ 75.0	1.24	1.21	1.49
γ 76.0	1.20	1.19	1.48
γ 77.0	1.16	1.17	1.45
γ 78.0	1.14	1.15	1.42
γ 79.0	1.12	1.13	1.40
γ 80.0	1.10	1.11	1.38
γ 81.0	1.07	1.07	1.33
γ 82.0	1.04	1.05	1.26
γ 83.0	1.03	0.98	1.21
γ 84.0	1.00	0.94	1.16
γ 85.0	0.99	0.90	1.09
γ 86.0	0.98	0.85	1.04
γ 87.0	0.96	0.80	1.00
γ 88.0	0.96	0.77	0.93
γ 89.0	0.95	0.76	0.88
γ 90.0	0.94	0.77	0.83
γ 91.0	0.94	0.76	0.79
γ 92.0	0.92	0.76	0.76
γ 93.0	0.91	0.76	0.77

Candela Tabulation - (Cont.)

V/H	C0.0	C90.0	C180.0
γ 94.0	0.91	0.76	0.77
γ 95.0	0.91	0.76	0.76
γ 96.0	0.90	0.77	0.76
γ 97.0	0.89	0.76	0.76
γ 98.0	0.88	0.76	0.76
γ 99.0	0.88	0.75	0.75
γ 100.0	0.88	0.75	0.76
γ 101.0	0.87	0.74	0.76
γ 102.0	0.87	0.75	0.75
γ 103.0	0.87	0.75	0.76
γ 104.0	0.86	0.75	0.75
γ 105.0	0.85	0.74	0.75
γ 106.0	0.85	0.75	0.76
γ 107.0	0.85	0.74	0.76
γ 108.0	0.85	0.74	0.77
γ 109.0	0.85	0.74	0.76
γ 110.0	0.83	0.74	0.77
γ 111.0	0.83	0.73	0.77
γ 112.0	0.83	0.74	0.77
γ 113.0	0.82	0.74	0.79
γ 114.0	0.82	0.74	0.79
γ 115.0	0.83	0.74	0.80
γ 116.0	0.83	0.74	0.80
γ 117.0	0.82	0.74	0.80
γ 118.0	0.81	0.74	0.81
γ 119.0	0.82	0.75	0.83
γ 120.0	0.81	0.74	0.82
γ 121.0	0.80	0.74	0.82
γ 122.0	0.80	0.75	0.84
γ 123.0	0.81	0.75	0.85
γ 124.0	0.80	0.76	0.85
γ 125.0	0.80	0.75	0.85
γ 126.0	0.80	0.75	0.86
γ 127.0	0.80	0.76	0.86
γ 128.0	0.79	0.76	0.87
γ 129.0	0.80	0.76	0.86
γ 130.0	0.80	0.76	0.88
γ 131.0	0.80	0.76	0.87
γ 132.0	0.80	0.78	0.87
γ 133.0	0.78	0.77	0.87
γ 134.0	0.79	0.77	0.87
γ 135.0	0.79	0.78	0.88
γ 136.0	0.78	0.79	0.88
γ 137.0	0.78	0.78	0.87
γ 138.0	0.78	0.79	0.88
γ 139.0	0.78	0.80	0.88
γ 140.0	0.78	0.80	0.88

Candela Tabulation - (Cont.)

V/H	C0.0	C90.0	C180.0
γ 141.0	0.78	0.80	0.88
γ 142.0	0.77	0.80	0.87
γ 143.0	0.76	0.81	0.88
γ 144.0	0.77	0.81	0.88
γ 145.0	0.77	0.81	0.88
γ 146.0	0.78	0.81	0.87
γ 147.0	0.77	0.82	0.87
γ 148.0	0.77	0.82	0.86
γ 149.0	0.77	0.82	0.86
γ 150.0	0.76	0.82	0.86
γ 151.0	0.77	0.84	0.86
γ 152.0	0.77	0.83	0.86
γ 153.0	0.77	0.83	0.85
γ 154.0	0.77	0.84	0.84
γ 155.0	0.77	0.84	0.85
γ 156.0	0.77	0.84	0.84
γ 157.0	0.77	0.85	0.84
γ 158.0	0.77	0.85	0.84
γ 159.0	0.78	0.84	0.84
γ 160.0	0.79	0.85	0.84
γ 161.0	0.79	0.85	0.84
γ 162.0	0.80	0.84	0.85
γ 163.0	0.79	0.85	0.85
γ 164.0	0.81	0.85	0.86
γ 165.0	0.81	0.85	0.85
γ 166.0	0.81	0.85	0.86
γ 167.0	0.82	0.85	0.86
γ 168.0	0.83	0.85	0.87
γ 169.0	0.84	0.85	0.87
γ 170.0	0.84	0.86	0.87
γ 171.0	0.85	0.85	0.87
γ 172.0	0.85	0.86	0.87
γ 173.0	0.85	0.85	0.88
γ 174.0	0.87	0.85	0.87
γ 175.0	0.87	0.86	0.88
γ 176.0	0.88	0.86	0.87
γ 177.0	0.87	0.85	0.88
γ 178.0	0.88	0.85	0.87
γ 179.0	0.88	0.86	0.87
γ 180.0	0.87	0.87	0.87